


<p>www.thaavan.com</p>  <p>info@thaavan.com</p>	<p><b>KKIMRC</b></p> <p>Impact Factor Indexed Journal</p>	<p>Online ISSN: 2277-1077 Print ISSN: 2277-1212</p> <p><i>International Journal of Research in Education and Communication Technology</i></p> <p><b>A Blind Peer Reviewed and Open Access Journal</b></p>
--	---	---

Publications Under UGC of India Care and SCOPUS Norms / Volume: 04 Issue No: 16 Dec-Feb 2021/25-31pp

## CREATING AND IMPROVING THE DESIGN OF THE LIBRARY WEBSITE AND THE OPAC ONLINE PUBLIC ACCESS LIST USING ZOHO.COM SITES AND AWESOMETABLE.COM: A STUDY

**\*M. Nagaiah, \*\*K. Thiruppathi, \*\*\*K. Ayyanar**

\*Research Scholar DLISc, Alagappa University, Karaikudi- Tamil Nadu,

Email ID: [nagaiahben@gmail.com](mailto:nagaiahben@gmail.com)

\*\*SRM Arts and Science College, Kattankulathur. and

(Part time) Research Scholar DLISc, Alagappa University, Karaikudi- Tamil Nadu

Email ID: [srmthiruppathi@gmail.com](mailto:srmthiruppathi@gmail.com)

\*\*\*Research Scholar, DLISc, Alagappa University, Karaikudi- Tamil Nadu

Email ID: [ayyanar.k1992@gmail.com](mailto:ayyanar.k1992@gmail.com)

### ABSTRACT

*Library websites can offer Interaction with the library catalog. An Online Public Access Catalog (OPAC) provides the ability to log in to a library account to renew or request items. Libraries may organize the various periodical indexes, electronic reference collections, and other databases they subscribe to. A library site provides a library with a site to provide its administrations and tell its history to its location. Many libraries have access to the web, but have we really wondered why we should be there? Need to land in front of library web locations, anticipate the future, or do both? This study focuses on the purpose and various issues identified with a section of the library website including the theme of what a library webpage should look like if it is to conform to its main purpose and area. It is to clarify how to create it and how to set up an OPAC process to help identify books in the library where people or users are, and how to link it to a library website. Library websites can be connected with the library catalog an online public access catalog (OPAC) provides the ability to log in to a library account to update or request items. Libraries can organize various schedules, electronic reference collections, and other databases they subscribe to.*

### History of Article

*Received 20th December, 2020, Received in revised form 25.01.2021*

*Accepted 22.02.2020, Published on 25.02.2021*

**Keywords:** Website, Web designing, Academic Library site, World Wild Web, , Library site, OPAC design, OPAC.


**Corresponding Author** : M. Nagaiah

**Email** : [nagaiahben@gmail.com](mailto:nagaiahben@gmail.com)

### Introduction:

The definition of librarians in higher education is increasing. The library has to operate beyond its four walls Users need to realize what they need and move it to where they are It is therefore imperative that a library

stays in touch with its Internet, Also, the Internet acts as a bridge between the librarian and the user so that the library can know what the user wants and provide the service as it deserves. So for every library need their library website and gives their products and

<p>www.thaavan.com</p>  <p>info@thaavan.com</p>	<p><b>KKIMRC</b></p> <p>Impact Factor Indexed Journal</p>	<p>Online ISSN: 2277-1077 Print ISSN: 2277-1212</p> <p><i>International Journal of Research in Education and Communication Technology</i></p> <p><b>A Blind Peer Reviewed and Open Access Journal</b></p>
--	---	---

Publications Under UGC of India Care and SCOPUS Norms / Volume: 04 Issue No: 16 Dec-Feb 2021/25-31pp

information in online mode OPAC is the best way to give the information of library books and materials if library provide the OPAC specialty in their web User easily identified their need or what we have in this case this article is very useful to create a library website and OPAC

#### Review of literature:

Kumar, Vinod & Bansal, Jivesh. (2014). A library website should truly represent the philosophy and purpose of the library website. In the case of a library the only way to make services available to end-users in the website queue. The paper centers on the importance of a standard website regardless of the nature of a library. It emphasizes the accuracy and reliability of the content servicing the website. There are also evaluation criteria for the standard website discussed. Finally, a comparative analysis of the content available on websites has been provided by the Eight New Indian Institute of Technology (IIT). Paper may be said to be a single-source guide to creating a website for a large/small library. Key Terms: Library Website, Web Contents, Library Users, Blogs, Wiki, IIT Libraries.

Ravi, K., & Jha, M. K. In the age of digital age, libraries must work with changing culture, for which it is electronic and manual computerization to print, with updated information to provide access to the same library website, the advertisement of the same library website is very important to this era. We all know that the library is a non-profit organization that is expensive effort to design and host a library website, not only the authors focus on how to design and create a library website. The LIS professional is recommended to have the ability to use Web 2.0, a basic capability about computer with internet connection such as tools, blog, and a library website that will help them provide 24x7x365 access to Word Press digital content such as www.blogger.com or www.wordpress.com, and also to help improve LIS and create more confidence in storing products and services for


its local and global users and in storage of them in this digital era

Kumara, P., & Sachin, Y. Libraries create or create home pages, and there is a lot of plan to do so. Pages are being created in different ways and for various purposes, and even the 'Surfing' library home pages from a directory site will reinforce this concept. Website design software is filled with a hole in the world of web design, creating the ability to create a webpage with the ease and expertise of everyday people. Expensive web designers no longer need to get the results you want. What you need is a computer, internet access, and software and designed for your dream website. The goal of the website maker is to make the website structure easier, affordable, and more fun and this website maker brings your own website to a new level. As revealed by content analytics of public and school library home pages, there are some agreements on some essential features on a library's home page, but there is great diversity, and not all library WebPages or sites are basic information to identify the library.

Koganuramath, M. M., & Angadi, M. (2005). The world of libraries and information centers has seen a sea of changes due to the development and sorting of information and communication technologies, not only has the information been created, organized, stored, and distributed, but more importantly they have become essential tools for teaching, learning, and research. New technologies always redefine the model that provides instruction and service to be fast ergonomics with technological advancement in INFORMATION and COMMUNICATION TECHNOLOGY to meet the expectations of users. The library is making real efforts to establish a modern knowledge management library. The library is growing even more.

#### Objectives:

- To The main purpose of this article is to give you a brief overview on creating a library web site and OPAC
-

<p>www.thaavan.com</p>  <p>info@thaavan.com</p>	<p><b>KKIMRC</b></p> <p>Impact Factor Indexed Journal</p>	<p>Online ISSN: 2277-1077 Print ISSN: 2277-1212</p> <p><i>International Journal of Research in Education and Communication Technology</i></p> <p><b>A Blind Peer Reviewed and Open Access Journal</b></p>
--	---	---

Publications Under UGC of India Care and SCOPUS Norms / Volume: 04 Issue No: 16 Dec-Feb 2021/25-31pp

- To Providing guidance on library learning resources and access to services provided by the library through the library web site
- To OPAC search process to avoid ambiguity in accessing library resources
- To Providing a Library Website to Develop Resources Users Awareness and Effectiveness for Using Library Resources as Self Learning Resource Users
- To explain the features of the selected ZOHO.COM web design website using the detailed guidelines for designing a library webpage
- To Free Web Design a sample web library using online websites
- To Hosting a Web site on the Internet using web service providers and providing library collection staff, library members, and library rules to the user at any time
- To Submit the URL of the library website (Global Resource Location) to different search engines. Get library information from these search engines, such as Google and Yahoo

#### **Library websites can offer:**

- ❖ Interaction with the Library catalog an online public access catalog (OPAC) provides the ability to log in to a library account to renew or request items.
- ❖ Gateway to electronic resources. Libraries may organize the various periodical indexes, electronic reference collections, and other databases they subscribe to. Resources may be organized alphabetically, by subject, and by media.
- ❖ **Library tutorials.** Interactive tutorials can help users choose and use electronic resources, how to renew a book and other library functions.

❖ **Virtual reference.** Virtual allows remote patrons to connect with library staff and have their questions answered, including via email and texting.

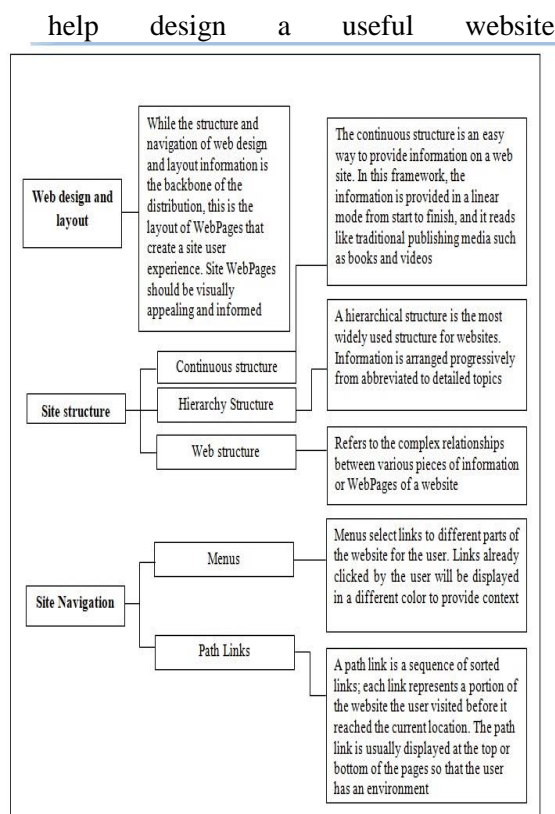
❖ **Library blogs.** Blogs can announce new resources or services at the library and give patrons another venue to communicate with staff and provide feedback.

#### **Digital Library:**

This is the later stage of electronics Library. In the digital library, high speed optical fibers Are used for LAN and access WAN and Providing a wide range of web-based services, I.e., audio and video conferencing and the like. Most of having a digital library the system is a readable format and also serves as a point Access to other online sources. Today's world is a digital world, which is interested in creation, sharing and using information in digital format. Information floats in all directions and moves everything around us. We must catch the right information and make it available to the right person at the right time that is the purpose of any modern library. Digital Library is a digital library that keeps digital objects alive, making it more obsolete to choose from a set of digital objects (text, video, audio) access and retrieve methods, so that the original hardware and software specifications that they can use are obsolete

#### **Components of website design**

Components of website design are important to the design of a website, the distribution, and composition of information and services. Divide the information into logical units and set them convenient and useful to the user. The following components



**Fig: 1.1**

### Create free website:

Nowadays free website making sites are more available on online their some are following:

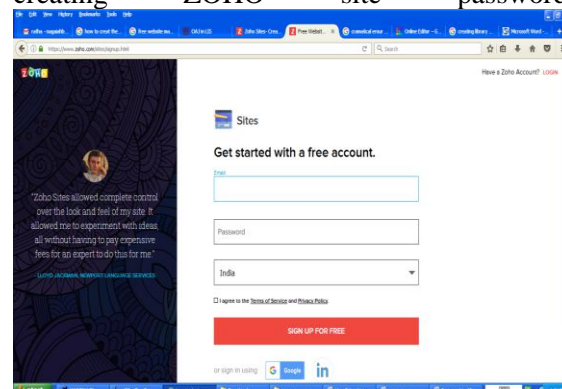
ZOHO Sites	Jimdo	Voog	Mozello
WordPress	Sitey	DoodleKit	Webnode
Squarespace	IM Creator	Moonfruit	emyspot
SiteBuilder	Yola	WebStarts	GoDaddy
DudaOne	Webs	Weebly	Wix

**Fig: 1.2**  
**ZOHO SITE**

This article is focusing on the ZOHO Sites website because ZOHO Sites is another useful drag-and-drop editor. It's a crystal clear building tool and includes an e-commerce upgrade that is fully integrated with PayPal. The platform's top feature is definitely its form builder. Users can take advantage of an unprecedented level of fields. Including drop-downs, URLs, and file uploads. Before engaging in web design, you should always do your homework. After all, two websites are not the same, so you need to come up with an idea of what you are going to input after one website. But once you've figured that out, it doesn't matter what industry you're operating in or how comfortable you are with the Web. There's definitely a website builder out there that's perfect for you and your Library.

### Creating library web site on ZOHO sites the steps are follow:


First Create an account on ZOHO sites it was easy it was totally free to create an account it need your Email id and your creating ZOHO site password



**Fig: 1.3**

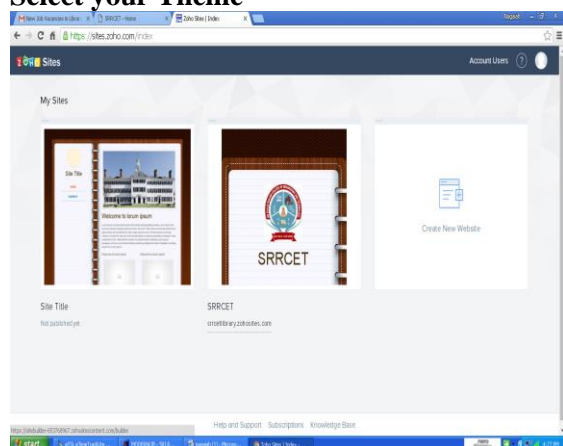
### Input your domain name

When you create an account, click the Create New Web Site label, and you'll see the sample templates you select in your Templates in templates list. The site name page will open when you pick up the template,

<p><b>www.thaavan.com</b></p>  <p><b>info@thaavan.com</b></p>	<p><b>KKIMRC</b></p> <p><b>Impact Factor Indexed Journal</b></p>	<p><b>Online ISSN: 2277-1077</b>  <b>Print ISSN: 2277-1212</b></p> <p><b>International Journal of Research in Education and Communication Technology</b></p> <p><b>A Blind Peer Reviewed and Open Access Journal</b></p>
<p><b>Publications Under UGC of India Care and SCOPUS Norms / Volume: 04 Issue No: 16 Dec-Feb 2021/25-31pp</b></p>		

then enter your site name and Register the site name Ex:srcetlibrary, mmstore, etc...

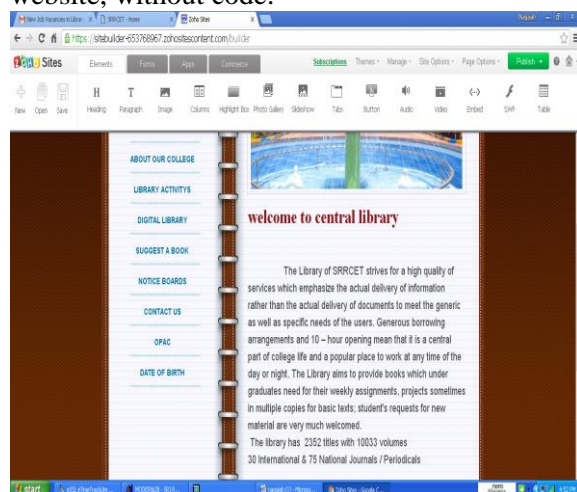
### Select your Theme



**Fig: 1.4**

### Customize to your Liking

When you register the site name then ZOHO sites powerful visual editor page is open and you can edit or modifying your site with your own creating ideas to create your unique website, without code.



**Fig: 1.5**

After completing your website work, uploading the photos you want, and completing the data-based tasks, go to the final click for Publish your Website and click the Publish icon, and your website is now live!

Here is a hyperlink to the library website created by Zohosites.com:

<https://srcetlibrary.zohosites.com/>

### Creating Your Own Library Catalog

When we create or design the OPAC for the open-source first we know for the Awesome Table, Awesome Table provides an easy way to filter data in your view. If you have a lot of data in your Spreadsheet, you can easily search for entries using filters. Elements can be filtered by categories, numbers, dates, strings, and more...

#### Awesome Table Filters

##### 1 – String Filter

Use the "StringFilter" to filter columns containing an exact match.

##### 2 – Number Range Filter

Use the "NumberRangeFilter" to filter columns containing numbers.

##### 3 – DateFilter

Use the "DateFilter" to filter columns containing dates.

##### 4 - CategoryFilter

Use the "CategoryFilter" to filter columns containing values from a list (dropdown menu). If you select several values in your filter, your view will display elements that match at least one value.

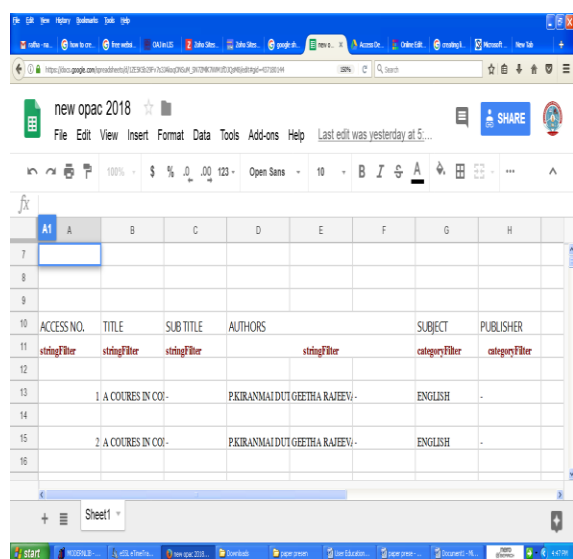
#### Spreadsheet configuration

When we want to create OPAC using stringFilter for Access No, Title, Sub Title, and Author. And categoryFilter for subject and Publisher

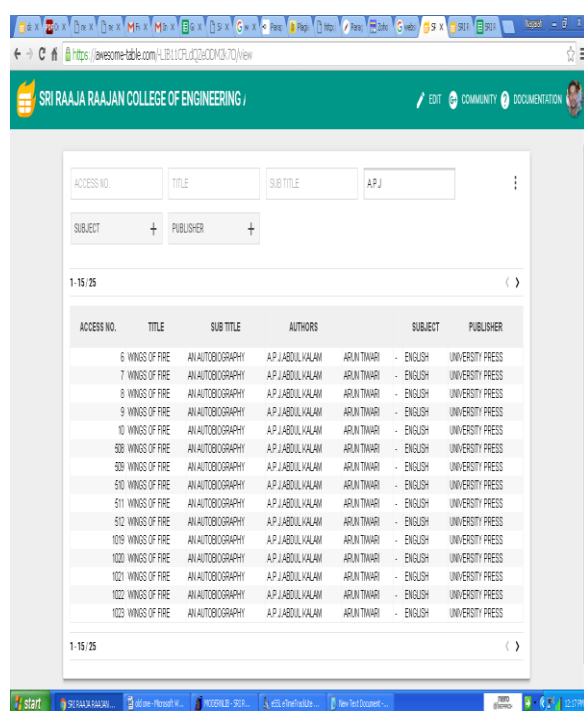
In Awesome Table, a hyperlink is <https://app.awesome-table.com/create> when we log in to the awesome table site the page shows create new app icon when we click the icon selection of spreadsheet page open then we select the spreadsheet in Google drive we use a Google Sheets data source with a prescribed structure: The first row is for headers (a short descriptive name of your columns), and the second row for filters and keywords (parameters). Simply write the

keyword corresponding to the filter you want to use. And share that sheet details to the awesome table site

Finally link this URL to the library web site and create the library's OPAC for the library web site.



**Fig: 1.6**




**Fig: 1.7**

## Conclusion

The Library website and OPAC are a must for the Institution/Organization to develop our country for a leading position. Electronic libraries are not going to replace the physical existence of documents completely but no doubt to meet the present demand. If the organization / Institution are digitized for websites and OPAC services, the people who responded can share the resources, useful things, valuable supplies, or buy the products through e-shopping with other Organizations / Institutions. So that Library website is a must to develop all the Institutions. Through the Library website, we can improve the image and status of the Organization/ Institution and the user and also LIS professional image.

## Reference:

1. Kumar, Vinod & Bansal, Jivesh. (2014). Qualities of a Library Website: Evaluating Library Websites of New IITs. *International Journal of Information Dissemination and Technology*. 4. 283-288.
2. Ravi, K., & Jha, M. K. Design and Development of Library Website through FOSS: A Marketing Tool for LIS Products and Services.
3. Kumara, P., & Sachin, Y. Design of website for Academic Libraries: Tools and Techniques. *Innovative Library Services for Dynamic Knowledge Society*, 126.
4. Koganuramath, M. M., & Angadi, M. (2005). Design and Development of Digital Library: an initiative at TISS.
5. James (K.L). The Internet: A User's Guide. New Delhi: Prentice – Hall of India Pvt., 2003

<p><b>www.thaavan.com</b></p>  <p><b>info@thaavan.com</b></p>	<p><b>KKIMRC</b></p> <p><b>Impact Factor Indexed Journal</b></p>	<p><b>Online ISSN: 2277-1077</b>  <b>Print ISSN: 2277-1212</b></p> <p><i>International Journal of Research in Education and Communication Technology</i></p> <p><b>A Blind Peer Reviewed and Open Access Journal</b></p>
--	--	--

*Publications Under UGC of India Care and SCOPUS Norms / Volume: 04 Issue No: 16 Dec-Feb 2021/25-31pp*

6. Kumar (A).Internet and Information Technology.
7. Lucknow: Anmol Publications pvt ltd., 2002
8. URL:  
<https://www.zoho.com/sites/create-website.html>
9. URL: <https://support.awesometable.com/hc/en-us/articles/115001068189-Available-filters>